


CLAP Lesson Cycle


Term:	Level:
Theme: Film Study	Time:
Text Type:	

Week	Objectives	Activities	Time
1	To identify a newsworthy topic that would be of interest to the whole school	Brainstorming 1.Pupils list topics they think are newsworthy 2.Pupils work in groups and discuss areas of interest	2 periods
	To identify who their audiences are to show sample video script	Scripting 1.Pupils will work in groups and discuss the outline of script 2.Pupils select an appropriate focus and develop ideas that are relevant to the topic 3.Pupils will draft a script on selected topic 4.Pupils will discuss draft script with one another	4
2	To investigate, research, read up on topic	Literature Review 1.Pupils will source for more detailed information on topic from the books, magazine, texts or websites 2.Pupils will research on different	2
	To learn how to sift through information to see if it is of interest	Reflection 1.Pupils reflect on materials read 2.Pupils will select relevant information for script 3.Pupils will include information in the script	2
	To omit irrelevant material	Feedback 1.Teacher will give written feedback on the script 2.Pupils will refine script individually	2




CLAP Lesson Cycle

3	To visualize how the script will appear on screen	Storyboarding 1.Pupils will construct visuals on the storyboard template 2.Pupils will describe action and recognize sequence	2
	To synthesize information elements	Comprehension 1.Pupils evaluate plot for level of interest and excitement 2.Pupils orientate to storyline 3.Pupils appreciate extract from either film script or narrative 4.Pupils will answer questions that require literal, inferential and evaluative responses	2
	How to assign roles to group members	Reflection 1.Pupils will talk and discuss on appropriateness of role assigned	2
4	To teach broadcast writing skills	Language 1.Pupils will learn Media vocabulary 2.Pupils will draft, revise and edit a text with peers 3.Pupils will regard this writing exercise as a group project	2
	To plan video shots - LS, MS, CU	Shot List 1.Pupils plan the shot list as a group	2
	How to assign roles to group members	Casting 1.Pupils assign roles to one another 2.Pupils negotiate roles with one another	1
	How to time the sequence of the video clip	Reflection 1.Pupils read the film script aloud in groups	1



CLAP Lesson Cycle

5	To rehearse their acting role	Rehearsal 1.Pupils will speak fluently and expressively	2
	To project their voices	Rehearsal 1.Pupils will vary pitch tone pace and volume	2
	To critique their work	Group Review 1.Pupils will review their video storyline 2.Pupils revise their script as a	2
6	To listen attentively for personal oral techniques that need improving	Reflection Pupils will pay attention to the delivery of the lines and how different characters use tone, pitch, volume and stress patterns to develop a character and convey	2
	To learn basic filming skills	Editing 1.Pupils learn about basic film techniques	2
	To practice looking into the eye of the camera	Filming 1.Pupils monitor and adjust presentation to sustain audience interest	2
7	To learn point of emphasis and necessary inflections	Filming 1.Pupils understand body language and audio cues	2
	To rehearse their roles	Rehearsal 1.Pupils understand differences in accent and vocabulary between Standard English and Singlish	2
	To memorise their parts	Rehearsal 1.Pupils will commit script to memory 2.Pupils will perform orally before the group	2



CLAP Lesson Cycle

8	To perform before the camera	Filming 1.Pupils learn how film techniques are indicated in a film script 2.Pupils will perform in groups at the studio 3.Pupils will evaluate their own performance and give constructive criticism to others	6
9	To critique each video clip after production	Reflection 1.Pupils critique with audience, purpose, setting and media in mind	2
	To teach basic video editing skills	Editing 1.Pupils will learn basic media techniques: special effects, music	4
10	To edit and cut out the unnecessary portions	Editing 1.Pupils will analyse techniques used to achieve a specific purpose	4
	To recall details about characters, their motives, events and setting	Reflection 1.Pupils write a description of their most memorable scene or image	2

